

# CS 43: Computer Networks

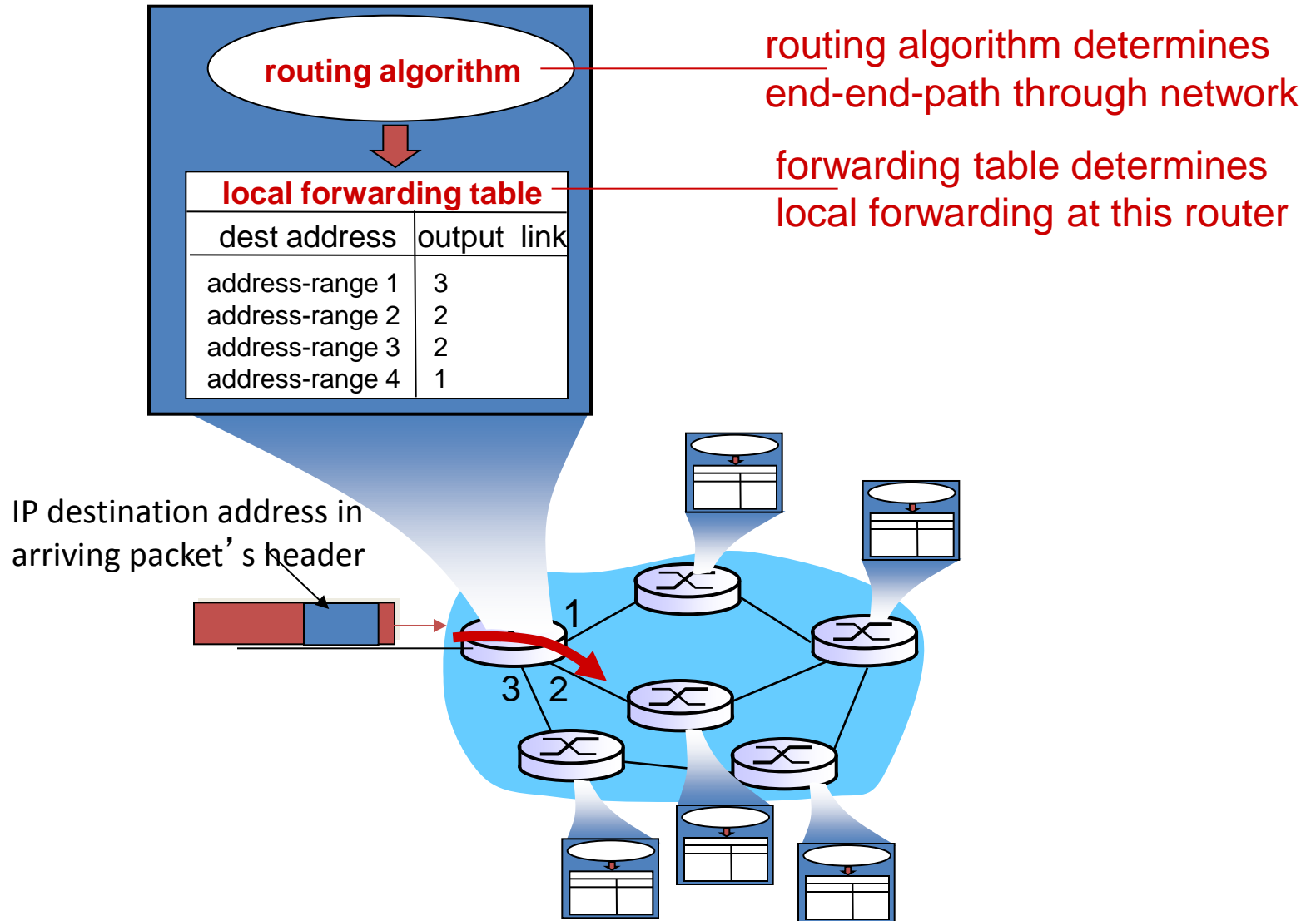
## Routing

Kevin Webb

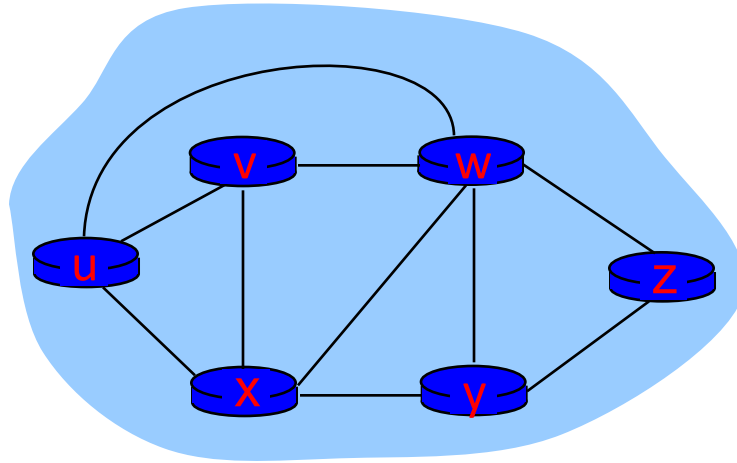
Swarthmore College

November 14, 2017

# Interplay between routing, forwarding



# Graph Abstraction

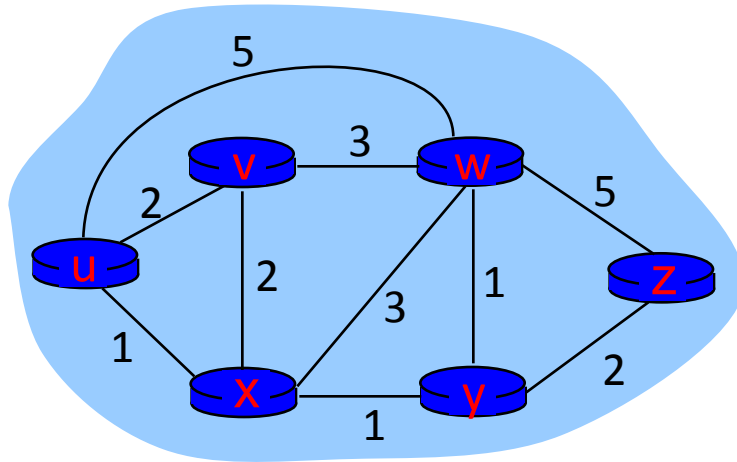


graph:  $G = (N,E)$

$N = \text{set of routers} = \{ u, v, w, x, y, z \}$

$E = \text{set of links} = \{ (u,v), (u,x), (v,x), (v,w), (x,w), (x,y), (w,y), (w,z), (y,z) \}$

# Link Cost



$c(x,x')$  = cost of link  $(x,x')$   
e.g.,  $c(w,z) = 5$

Cost of path  $(x_1, x_2, x_3, \dots, x_p) = c(x_1, x_2) + c(x_2, x_3) + \dots + c(x_{p-1}, x_p)$

***Key question:*** what is the least-cost path between u and z ?  
***Routing algorithm:*** algorithm that finds that least cost path

# How should link costs be determined?

- A. They should all be equal.
- B. They should be a function of link capacity.
- C. They should take current traffic characteristics into account (congestion, delay, etc.).
- D. They should be manually determined by network administrators.
- E. They should be determined in some other way.

# Link Cost

- Typically simple: all links are equal
- Least-cost paths => shortest paths (hop count)
- Network operators add policy exceptions
  - Lower operational costs
  - Peering agreements
  - Security concerns

# Routing Challenges

- How to choose best path?
  - Defining “best” can be slippery
- How to scale to millions of users?
  - Minimize control messages and routing table size
- How to adapt quickly to failures or changes?
  - Node and link failures, plus message loss

# How much information should a router know about the network?

- A. The next hop and cost of forwarding to its neighbor(s).
- B. The next hop and cost of forwarding to any destination.
- C. The status and cost of every link in the network.
- D. Some other amount of information.



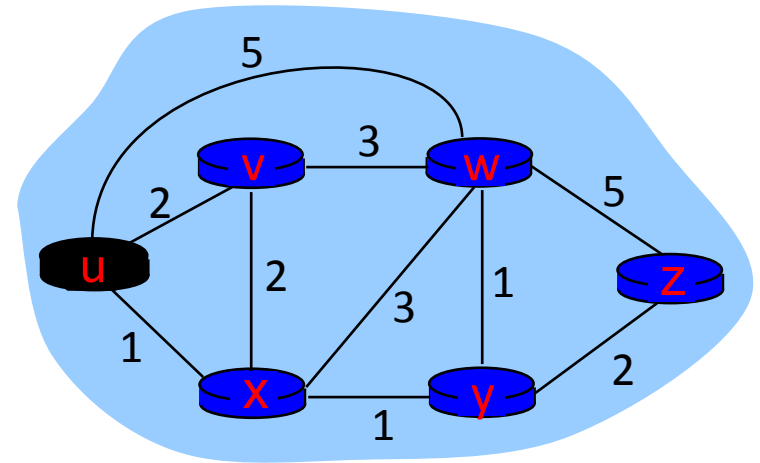
Less state.

Better decisions.



# Routing Table?

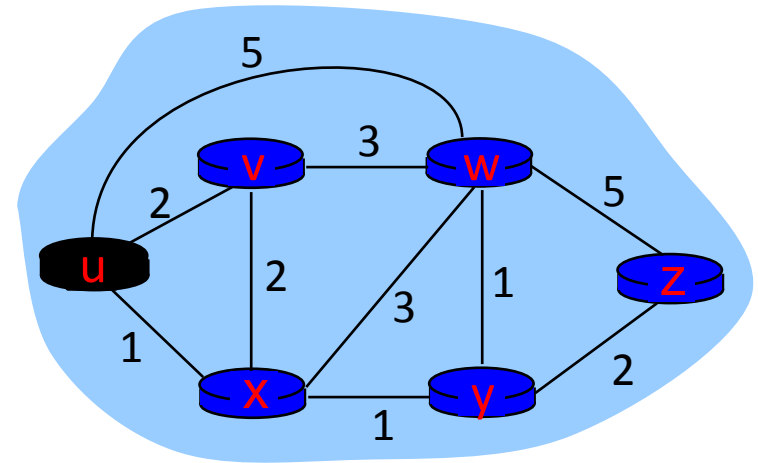
Dest	Next Hop
V	V
X	X
W	X
Y	X
Z	X



- *At a minimum*, the routing table at U needs to know the next hop for each possible destination.

# Routing Table

Dest	Next Hop	Cost (Path)
V	V	2
X	X	1
W	X	4
Y	X	2
Z	X	4



- *At a minimum*, the routing table at U needs to know the next hop for each possible destination.
- Probably want more info (e.g., path cost, maybe path itself)
- This is a key difference between routing & forwarding!

# Routing Algorithm Classes

## Link State (Global)

- Routers maintain cost of each link in the network.
- Connectivity/cost changes flooded to all routers.
- Converges quickly (less inconsistency, looping, etc.).
- Limited network sizes.

## Distance Vector (Decentralized)

- Routers maintain next hop & cost of each destination.
- Connectivity/cost changes iteratively propagate from neighbor to neighbor.
- Requires multiple rounds to converge.
- Scales to large networks.

# Link-state Routing

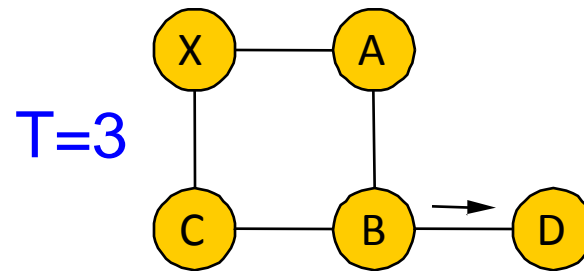
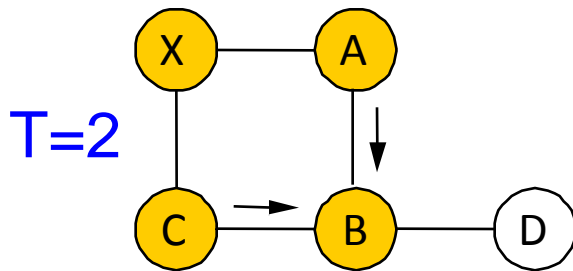
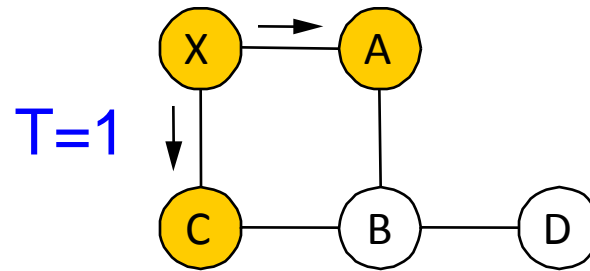
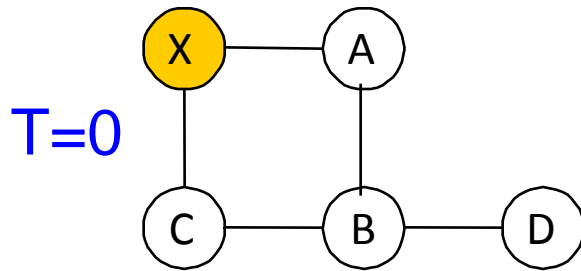
- Two phases
  - Reliable flooding
    - Tell all routers what you know about your links
    - Typically in response to event: link failure/recovery/cost
  - Path calculation (Dijkstra's algorithm)
    - Each router computes best path over complete network
- Motivation
  - Global information allows optimal routing
  - Straightforward to implement and verify

# Flooding LSAs

- Routers transmit **Link State Advertisement (LSA)** on links
  - A neighboring router forwards out all links except incoming
  - Keep a copy locally; don't forward previously-seen LSAs
- Challenges
  - Packet loss
  - Out-of-order arrival
- Solutions
  - Acknowledgments and retransmissions
  - Sequence numbers
  - Time-to-live for each packet

# Flooding Example

- LSA generated by X at T=0



# Dijkstra's Algorithm

- 1 **Initialization:**
- 2  $N' = \{u\}$
- 3 for all nodes  $v$
- 4 if  $v$  adjacent to  $u$
- 5 then  $D(v) = c(u,v)$
- 6 else  $D(v) = \infty$

Nodes we've determined  
lowest-cost path for already.

Best known cost for reaching  
node  $v$ .

# Dijkstra's Algorithm

1 **Initialization:**

2  $N' = \{u\}$

3 for all nodes  $v$

4 if  $v$  adjacent to  $u$

5 then  $D(v) = c(u,v)$

6 else  $D(v) = \infty$

Only know best route to self so far.

For every other router, set its known distance to link cost if it's a neighbor. Otherwise, set it to infinity.



# Dijkstra's Algorithm

1 **Initialization:**

2  $N' = \{u\}$

3 for all nodes  $v$

4 if  $v$  adjacent to  $u$

5 then  $D(v) = c(u,v)$

6 else  $D(v) = \infty$

7

Pick the node ( $w$ ) that isn't already in  $N'$  with the shortest distance (least cost path) and add it to  $N'$ .

Check all possible destinations from  $w$ . If going through  $w$  gives a lower cost to destination  $v$ , update  $D(v)$ .

8 **Loop**

9 find  $w$  not in  $N'$  such that  $D(w)$  is a minimum

10 add  $w$  to  $N'$

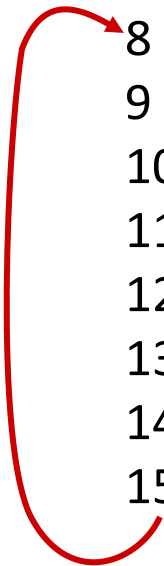
11 update  $D(v)$  for all  $v$  adjacent to  $w$  and not in  $N'$  :

12  **$D(v) = \min( D(v), D(w) + c(w,v) )$**

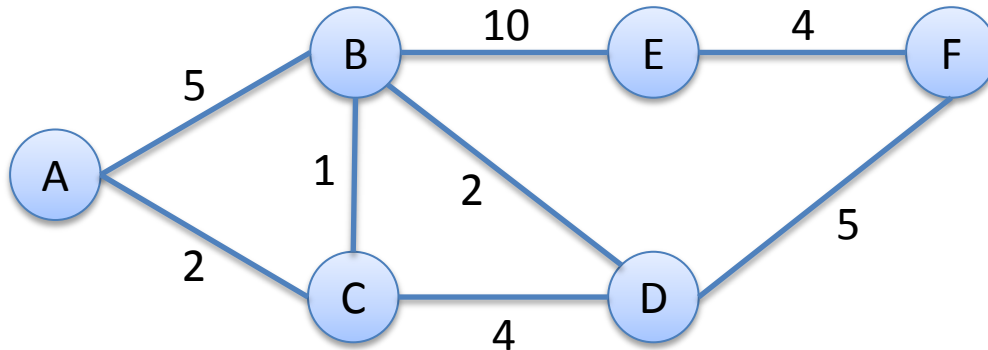
13 /\* new cost to  $v$  is either old cost to  $v$  or known

14 shortest path cost to  $w$  plus cost from  $w$  to  $v$  \*/

15 **until all nodes in  $N'$**

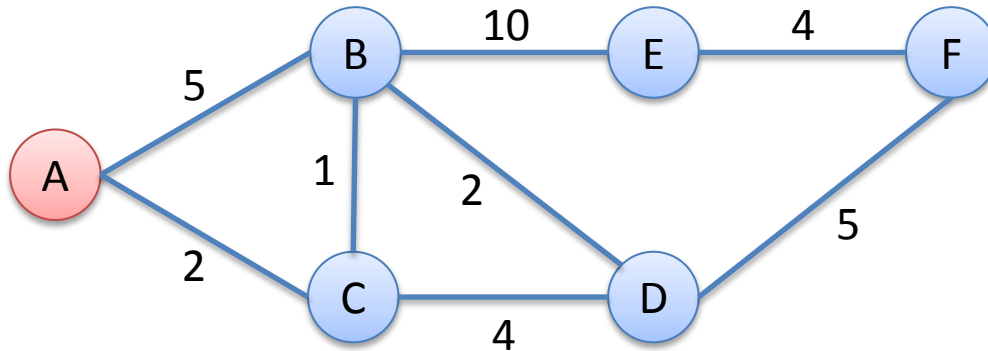


# Dijkstra's Algorithm Example



- Goal: From the perspective of node A:
  - Determine shortest path to every destination
- Other perspectives:
  - Look up “Dijkstra’s Algorithm” on YouTube

# Dijkstra's Algorithm – Step 0



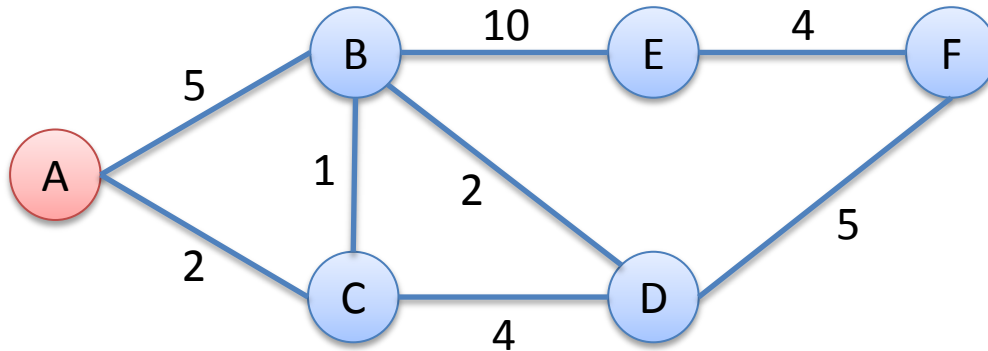
Previous Step

Dest	Path	Cost D(v)
A		
B		
C		
D		
E		
F		

This Step

Dest	Path	Cost D(v)
A	A	0
B	B	5
C	C	2
D	?	$\infty$
E	?	$\infty$
F	?	$\infty$

# Dijkstra's Algorithm – Step 1



Previous Step

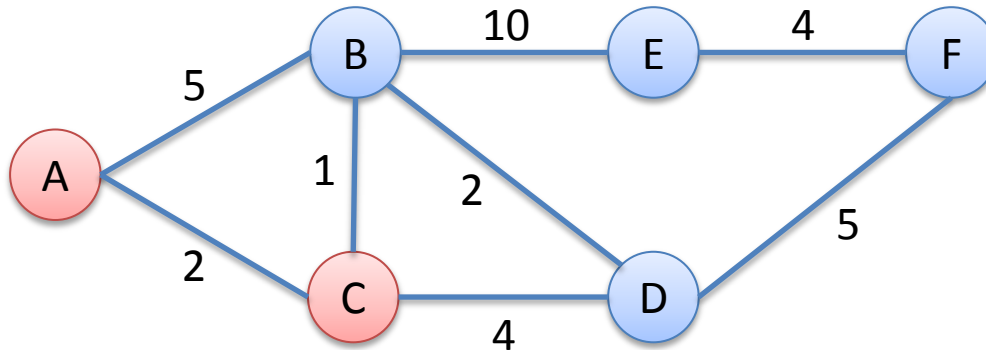
Dest	Path	Cost D(v)
A	A	0
B	B	5
C	C	2
D	?	$\infty$
E	?	$\infty$
F	?	$\infty$

Pick  
Min

This Step

Dest	Path	Cost D(v)
A	A	0
B		
C		
D		
E		
F		

# Dijkstra's Algorithm – Step 1



Can we find lower cost to any other node by going through C?

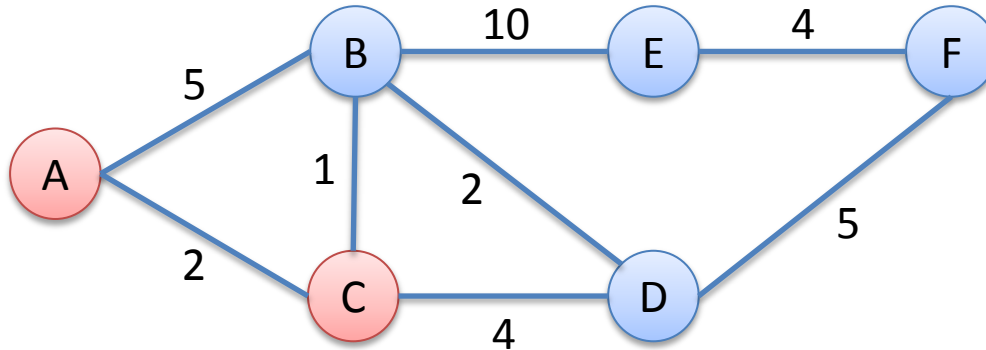
Previous Step

Dest	Path	Cost $D(v)$
A	A	0
B	B	5
C	C	2
D	?	$\infty$
E	?	$\infty$
F	?	$\infty$

This Step

Dest	Path	Cost $D(v)$
A	A	0
B		
C	C	2
D		
E		
F		

# Dijkstra's Algorithm – Step 1



Consider path to B:

$D(B)$

or

$D(C) + \text{cost}(C, B)$

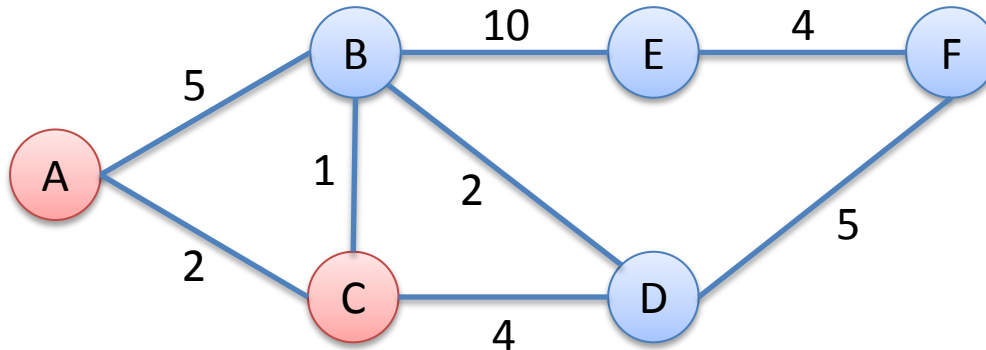
Previous Step

Dest	Path	Cost $D(v)$
A	A	0
B	B	5
C	C	2
D	?	$\infty$
E	?	$\infty$
F	?	$\infty$

This Step

Dest	Path	Cost $D(v)$
A	A	0
B		
C	C	2
D		
E		
F		

# Dijkstra's Algorithm – Step 1



Consider path to B:

$$D(B) = 5$$

or

$$D(C) + \text{cost}(C, B)$$

$$2 + 1 = 3$$

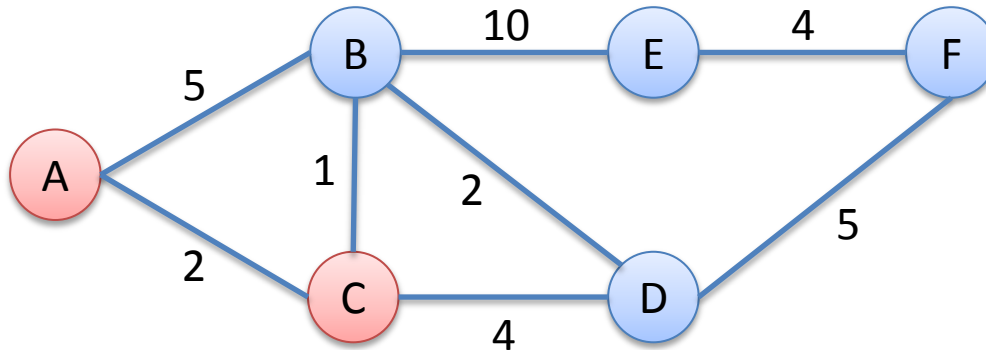
Previous Step

Dest	Path	Cost $D(v)$
A	A	0
B	B	5
C	C	2
D	?	$\infty$
E	?	$\infty$
F	?	$\infty$

This Step

Dest	Path	Cost $D(v)$
A	A	0
B	C, B	3
C	C	2
D		
E		
F		

# Dijkstra's Algorithm – Step 1



Consider path to D:

$$D(D) = \infty$$

or

$$D(C) + \text{cost}(C, D)$$

$$2 + 4 = 6$$

Previous Step

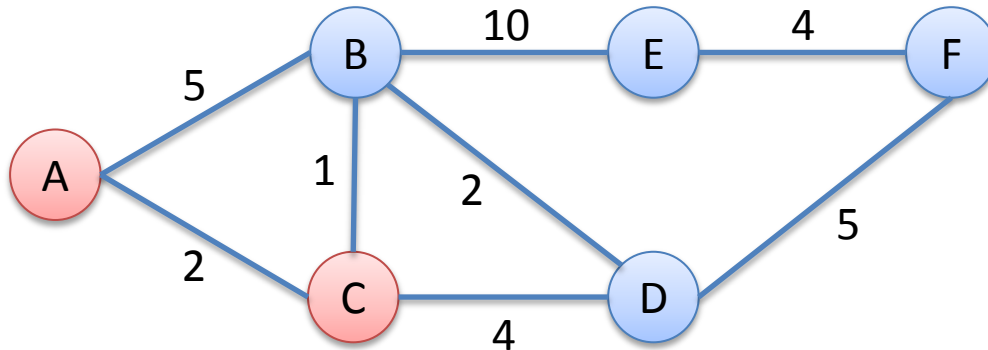
Dest	Path	Cost D(v)
A	A	0
B	B	5
C	C	2
D	?	$\infty$
E	?	$\infty$
F	?	$\infty$

This Step

Dest	Path	Cost D(v)
A	A	0
B	C, B	3
C	C	2
D	C, D	6
E		
F		



# Dijkstra's Algorithm – Step 1



Still no information about E or F.

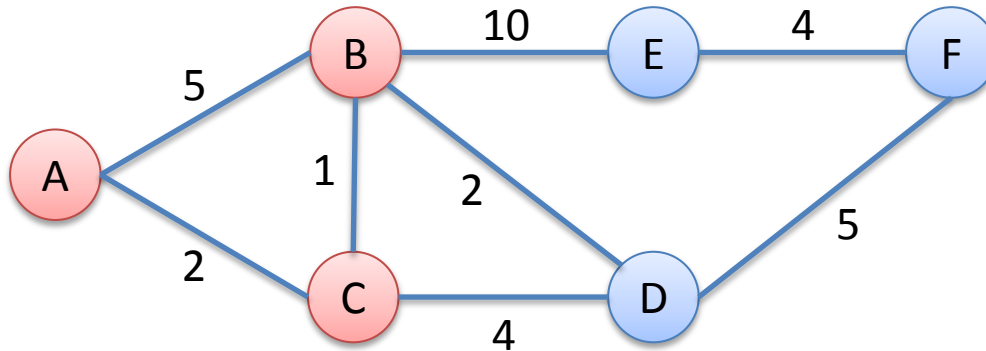
Previous Step

Dest	Path	Cost D(v)
A	A	0
B	B	5
C	C	2
D	?	$\infty$
E	?	$\infty$
F	?	$\infty$

This Step

Dest	Path	Cost D(v)
A	A	0
B	C, B	3
C	C	2
D	C, D	6
E	?	$\infty$
F	?	$\infty$

# Dijkstra's Algorithm – Step 2



Choose B.

Previous Step

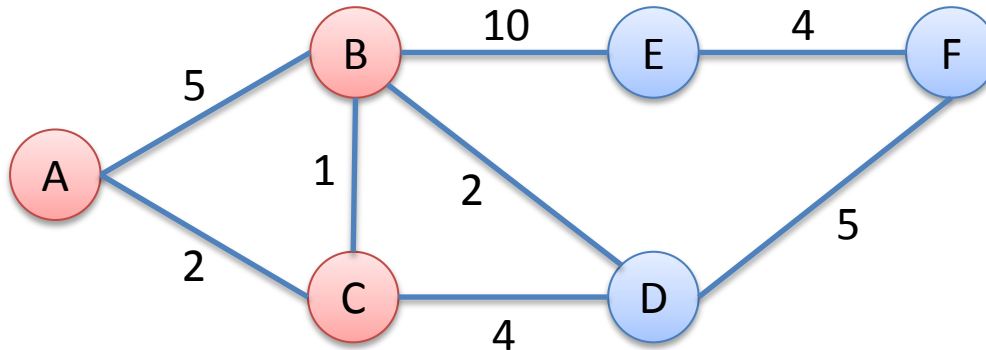
Dest	Path	Cost D(v)
✓ A	A	0
B	C, B	3
✓ C	C	2
D	C, D	6
E	?	$\infty$
F	?	$\infty$

Pick  
Min

This Step

Dest	Path	Cost D(v)
✓ A	A	0
✓ B	C, B	3
✓ C	C	2
D		
E		
F		

# Dijkstra's Algorithm – Step 2



Consider path to D:

$$D(D) = 6$$

or

$$D(B) + \text{cost}(B, D)$$

$$3 + 2 = 5$$

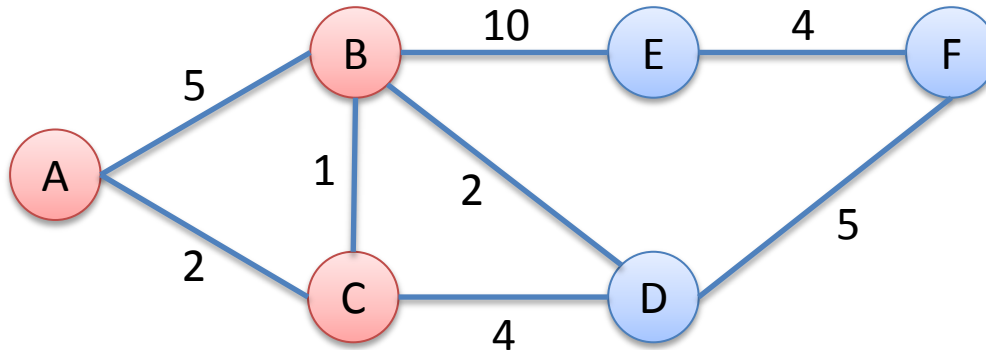
Previous Step

Dest	Path	Cost D(v)
✓ A	A	0
B	C, B	3
✓ C	C	2
D	C, D	6
E	?	$\infty$
F	?	$\infty$

This Step

Dest	Path	Cost D(v)
✓ A	A	0
✓ B	C, B	3
✓ C	C	2
D	C, B, D	5
E		
F		

# Dijkstra's Algorithm – Step 2



Consider path to E:

$$D(E) = \infty$$

or

$$D(B) + \text{cost}(B, E)$$

$$3 + 10 = 13$$

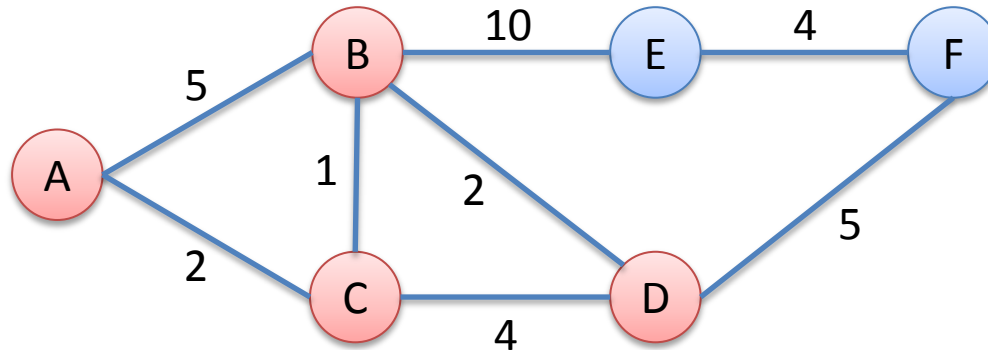
Previous Step

Dest	Path	Cost D(v)
✓ A	A	0
B	C, B	3
✓ C	C	2
D	C, D	6
E	?	$\infty$
F	?	$\infty$

This Step

Dest	Path	Cost D(v)
✓ A	A	0
✓ B	C, B	3
✓ C	C	2
D	C, B, D	5
E	C, B, E	13
F	?	$\infty$

# Dijkstra's Algorithm – Step 3



Choose D.

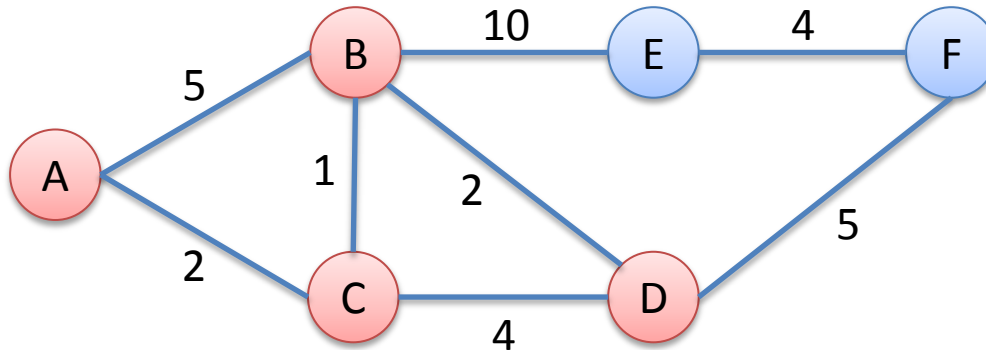
Previous Step

Dest	Path	Cost D(v)
✓ A	A	0
✓ B	C, B	3
✓ C	C	2
D	C, B, D	5
E	C, B, E	13
F	?	$\infty$

This Step

Dest	Path	Cost D(v)
✓ A	A	0
✓ B	C, B	3
✓ C	C	2
✓ D	C, B, D	5
E		
F		

# Dijkstra's Algorithm – Step 3



No change for E.

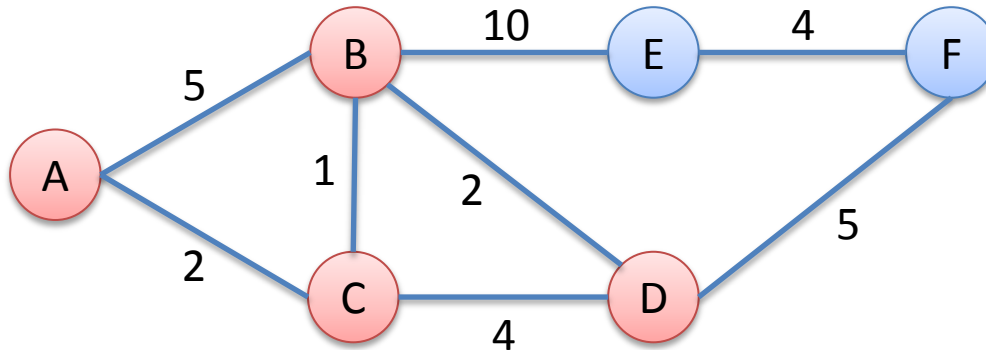
Previous Step

Dest	Path	Cost D(v)
A	A	0
B	C, B	3
C	C	2
D	C, B, D	5
E	C, B, E	13
F	?	$\infty$

This Step

Dest	Path	Cost D(v)
A	A	0
B	C, B	3
C	C	2
D	C, B, D	5
E	C, B, E	13
F		

# Dijkstra's Algorithm – Step 3



Consider path to F:

$$D(F) = \infty$$

or

$$D(D) + \text{cost}(D, F)$$

$$5 + 5 = 10$$

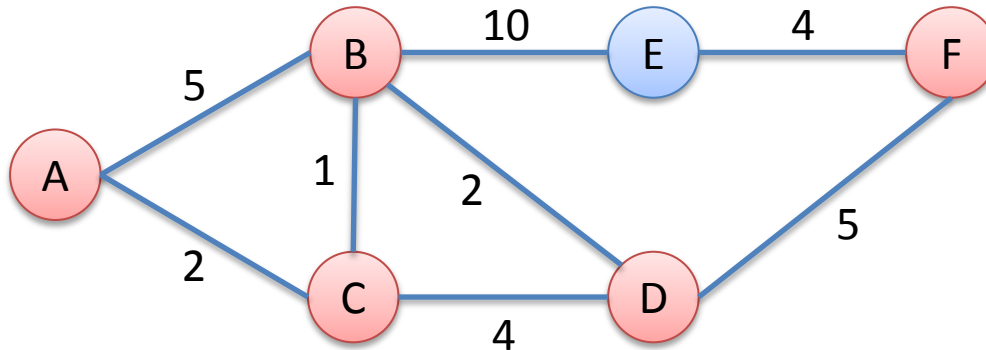
Previous Step

Dest	Path	Cost D(v)
A	A	0
B	C, B	3
C	C	2
D	C, B, D	5
E	C, B, E	13
F	?	$\infty$

This Step

Dest	Path	Cost D(v)
A	A	0
B	C, B	3
C	C	2
D	C, B, D	5
E	C, B, E	13
F	C, B, D, F	10

# Dijkstra's Algorithm – Step 4



Choose F.

Previous Step

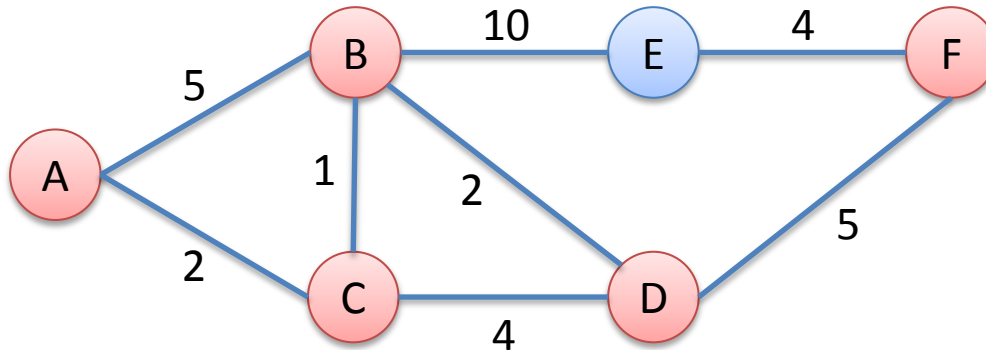
Dest	Path	Cost D(v)
✓ A	A	0
✓ B	C, B	3
✓ C	C	2
✓ D	C, B, D	5
E	C, B, E	13
F	C, B, D, F	10

This Step

Dest	Path	Cost D(v)
✓ A	A	0
✓ B	C, B	3
✓ C	C	2
✓ D	C, B, D	5
E		
✓ F	C, B, D, F	10



# Dijkstra's Algorithm – Step 4



Consider path to E:

$$D(E) = 13$$

or

$$D(F) + \text{cost}(F, E)$$

$$10 + 4 = 14$$

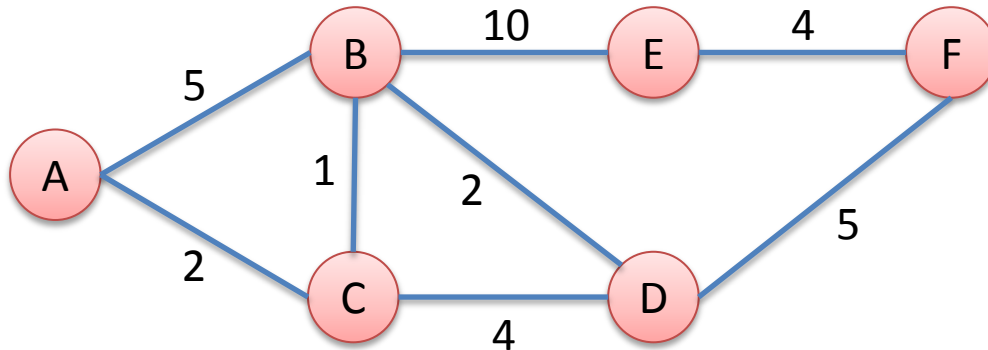
Previous Step

Dest	Path	Cost $D(v)$
A	A	0
B	C, B	3
C	C	2
D	C, B, D	5
E	C, B, E	13
F	C, B, D, F	10

This Step

Dest	Path	Cost $D(v)$
A	A	0
B	C, B	3
C	C	2
D	C, B, D	5
E	C, B, E	13
F	C, B, D, F	10

# Dijkstra's Algorithm – Step 5



Choose E.

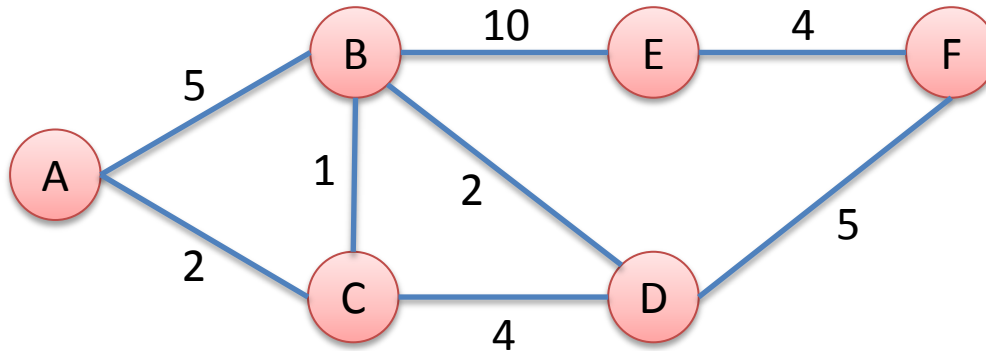
Previous Step

	Dest	Path	Cost $D(v)$
✓	A	A	0
✓	B	C, B	3
✓	C	C	2
✓	D	C, B, D	5
	E	C, B, E	13
✓	F	C, B, D, F	10

This Step

	Dest	Path	Cost $D(v)$
✓	A	A	0
✓	B	C, B	3
✓	C	C	2
✓	D	C, B, D	5
✓	E	C, B, E	13
✓	F	C, B, D, F	10


# Dijkstra's Algorithm – Done!



Final Answer

Dest	Path	Cost $D(v)$
A	A	0
B	C, B	3
C	C	2
D	C, B, D	5
E	C, B, E	13
F	C, B, D, F	10

Populate  
Forwarding  
Table



Forwarding Table

Dest	Forward To
B	C
C	C
D	C
E	C
F	C

# Dijkstra's Algorithm – Complexity

- With  $N$  nodes and  $E$  edges...
- As previously described it's  $O(N^2)$ 
  - At each step, there are  $N$  nodes to choose next
  - Total of  $N$  steps (each node must be chosen)
- Fastest known is  $O(N \log N + E)$ 
  - Uses a min-heap

# Link State - Summary

- + Fast convergence (reacts to events quickly)
- + Small window of inconsistency
- Large number of messages sent on events
- Large routing tables as network size grows

# Routing Algorithm Classes

## Link State (Global)

- Routers maintain cost of each link in the network.
- Connectivity/cost changes flooded to all routers.
- Converges quickly (less inconsistency, looping, etc.).
- Limited network sizes.

## Distance Vector (Decentralized)

- Routers maintain next hop & cost of each destination.
- Connectivity/cost changes iteratively propagate from neighbor to neighbor.
- Requires multiple rounds to converge.
- Scales to large networks.

# *Bellman-Ford Equation*

let

$d_x(y) :=$  cost of least-cost path from  $x$  to  $y$

then

$$d_x(y) = \min_v \{ c(x,v) + d_v(y) \}$$

$\min$  taken over all neighbors  $v$  of  $x$

cost to neighbor  $v$

cost from neighbor  $v$  to destination  $y$

# Distance Vectors

- Let  $D_x(y)$  = vector of least cost from  $x$  to  $y$
- Node  $x$ :
  - Knows cost to each neighbor  $v$ :  $c(x,v)$
  - Maintains its neighbors' distance vectors.  
For each neighbor  $v$ ,  $x$  maintains:  
 $D_v = [D_v(y): y \in N]$
- **As opposed to link state:**
  - **Only keeps state for yourself and direct neighbors**



# Distance Vector Algorithm

- Periodically, each node sends its own distance vector to neighbors
- Upon receiving new DV from neighbor, update its local DV using B-F equation:

$$D_x(y) \leftarrow \min_v \{c(x,v) + D_v(y)\} \text{ for each node } y \in N$$

- Under typical conditions,  $D_x(y)$  will converge to the least cost  $d_x(y)$

# Distance Vector Algorithm

## *Iterative, asynchronous:*

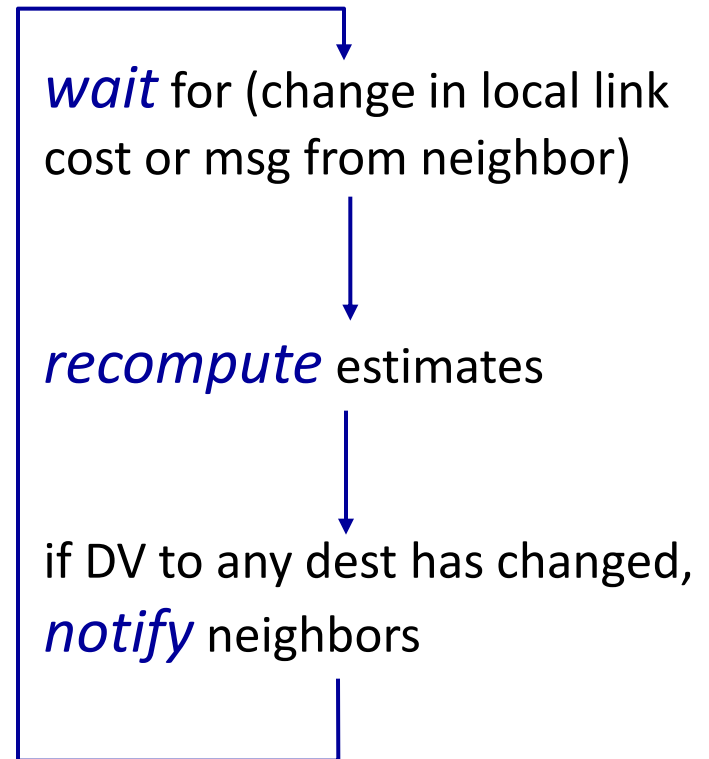
Iteration when:

- Local link cost change
- DV update from neighbor
- Periodic timer

## *Distributed:*

- Each node knows only a portion of global link info

## *each node:*



$$D_x(y) = \min\{c(x,y) + D_y(y), c(x,z) + D_z(y)\}$$

$$= \min\{2+0, 7+1\} = 2$$

$$D_x(z) = \min\{c(x,y) + D_y(z), c(x,z) + D_z(z)\}$$

$$= \min\{2+1, 7+0\} = 3$$

**node x table**

		cost to		
		x	y	z
from	x	0	2	7
	y	$\infty$	$\infty$	$\infty$
	z	$\infty$	$\infty$	$\infty$

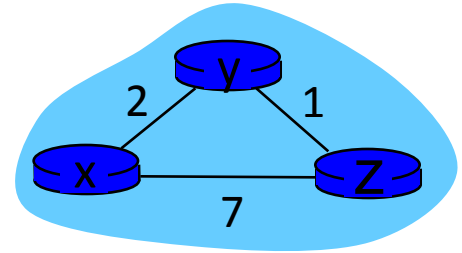
		cost to		
		x	y	z
from	x	0	2	3
	y	2	0	1
	z	7	1	0

**node y table**

		cost to		
		x	y	z
from	x	$\infty$	$\infty$	$\infty$
	y	2	0	1
	z	$\infty$	$\infty$	$\infty$

**node z table**

		cost to		
		x	y	z
from	x	$\infty$	$\infty$	$\infty$
	y	$\infty$	$\infty$	$\infty$
	z	7	1	0



time

$$D_x(y) = \min\{c(x,y) + D_y(y), c(x,z) + D_z(y)\}$$

$$= \min\{2+0, 7+1\} = 2$$

$$D_x(z) = \min\{c(x,y) + D_y(z), c(x,z) + D_z(z)\}$$

$$= \min\{2+1, 7+0\} = 3$$

**node x table**

		cost to		
		x	y	z
from	x	0	2	7
	y	$\infty$	$\infty$	$\infty$
	z	$\infty$	$\infty$	$\infty$

**node y table**

		cost to		
		x	y	z
from	x	$\infty$	$\infty$	$\infty$
	y	2	0	1
	z	$\infty$	$\infty$	$\infty$

**node z table**

		cost to		
		x	y	z
from	x	$\infty$	$\infty$	$\infty$
	y	$\infty$	$\infty$	$\infty$
	z	7	1	0

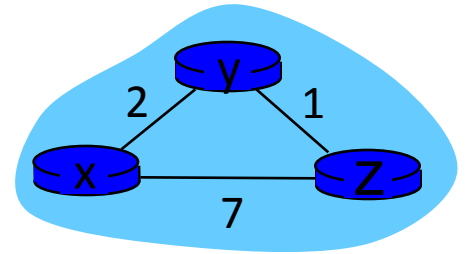
		cost to		
		x	y	z
from	x	0	2	3
	y	2	0	1
	z	7	1	0

		cost to		
		x	y	z
from	x	0	2	7
	y	2	0	1
	z	7	1	0

		cost to		
		x	y	z
from	x	0	2	3
	y	2	0	1
	z	3	1	0

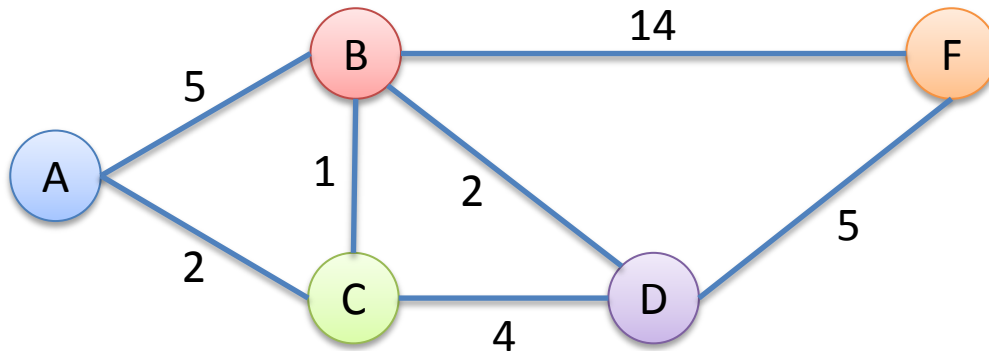
		cost to		
		x	y	z
from	x	0	2	3
	y	2	0	1
	z	3	1	0

		cost to		
		x	y	z
from	x	0	2	3
	y	2	0	1
	z	3	1	0



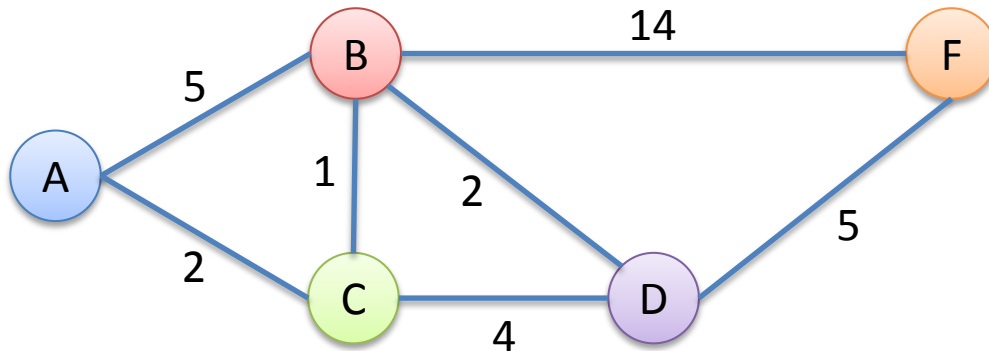
time

# Distance Vector Example



- Same network as Dijkstra's example, without node E.
- What I'll show you next is routing table (of distance vectors) at each router.

# Distance Vector – Round 0



Routers populate their forwarding table by taking the row minimum.

Router F

Via→ ↓ To	B	D
A		
B	14	
C		
D		5

Router A

Via→ ↓ To	B	C
B	5	
C		2
D		
F		

Router B

Via→ ↓ To	A	C	D	F
A	5			
C		1		
D			2	
F				14

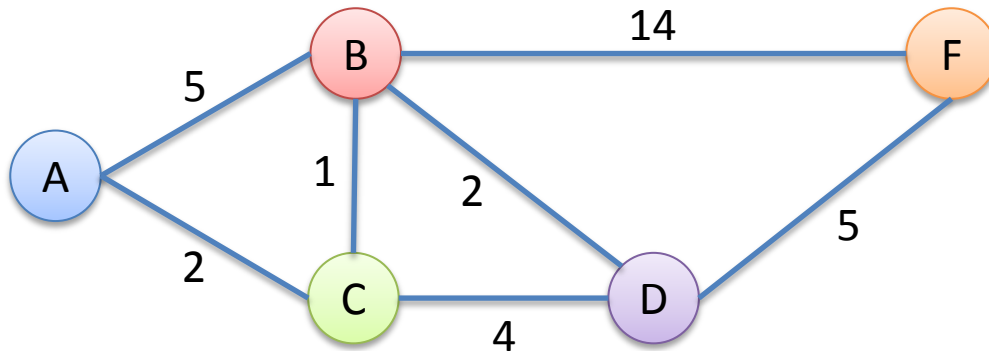
Router C

Via→ ↓ To	A	B	D
A	2		
B		1	
D			4
F			

Router D

Via→ ↓ To	B	C	F
A			
B	2		
C		4	
F			5

# Distance Vector – Round 0



Router exchange their local vectors with direct neighbors.  
 We'll assume they all exchange at once (synchronous). (Not realistic)

Router F

Via→ ↓ To	B	D
A		
B	14	
C		
D		5

Router A

Via→ ↓ To	B	C
B	5	
C		2
D		
F		

Router B

Via→ ↓ To	A	C	D	F
A	5			
C		1		
D			2	
F				14

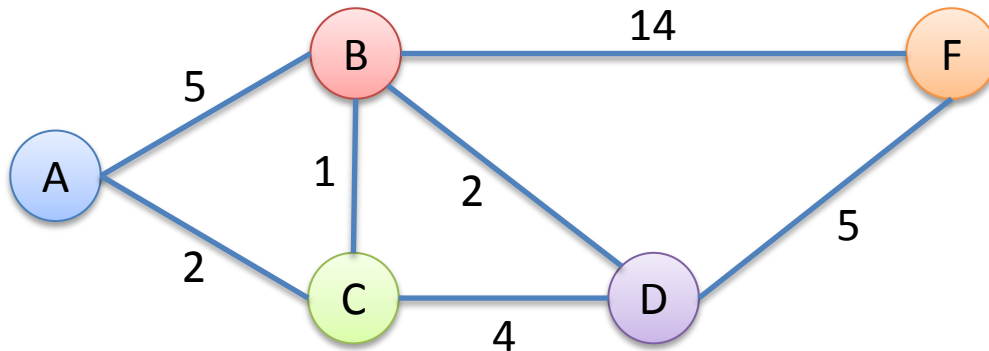
Router C

Via→ ↓ To	A	B	D
A	2		
B		1	
D			4
F			

Router D

Via→ ↓ To	B	C	F
A			
B	2		
C		4	
F			5

# Distance Vector – Round 1



A will send to neighbors (B & C):  
I can get to B in 5 and C in 2.

Router F

Via→ ↓ To	B	D
A		
B	14	
C		
D		5

Router A

Via→ ↓ To	B	C
B	5	
C		2
D		
F		

Router B

Via→ ↓ To	A	C	D	F
A	5			
C	7	1		
D			2	
F				14

Router C

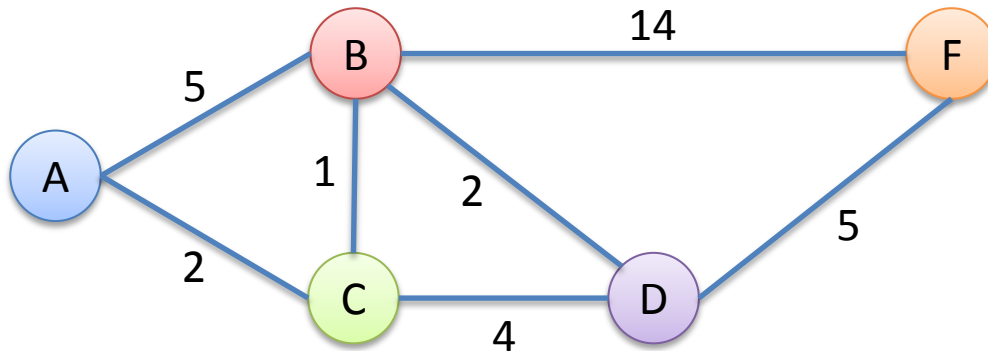
Via→ ↓ To	A	B	D
A	2		
B	7	1	
D			4
F			

Router D

Via→ ↓ To	B	C	F
A			
B	2		
C		4	
F			5



# Distance Vector – Round 1



B will send to neighbors (A, C, D, F):  
 I can get to A in 5, C in 1, D in 2, and F in 14.

Router F

Via→ ↓ To	B	D
A	19	
B	14	
C	15	
D	16	5

Router A

Via→ ↓ To	B	C
B	5	
C	6	2
D	7	
F	19	

Router B

Via→ ↓ To	A	C	D	F
A	5			
C	7	1		
D			2	
F				14

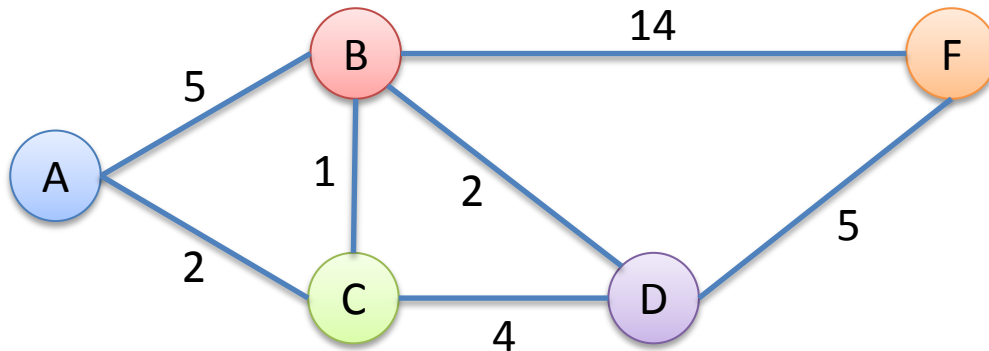
Router C

Via→ ↓ To	A	B	D
A	2	6	
B	7	1	
D		3	4
F		15	

Router D

Via→ ↓ To	B	C	F
A	7		
B	2		
C	3	4	
F	16		5

# Distance Vector – Round 1



C will send to neighbors (A, B, D):  
I can get to A in 2, B in 1, and D in 4.

Router F

Via→ ↓ To	B	D
A	19	
B	14	
C	15	
D	16	5

Router A

Via→ ↓ To	B	C
B	5	3
C	6	2
D	7	6
F	19	

Router B

Via→ ↓ To	A	C	D	F
A	5	3		
C	7	1		
D		5	2	
F				14

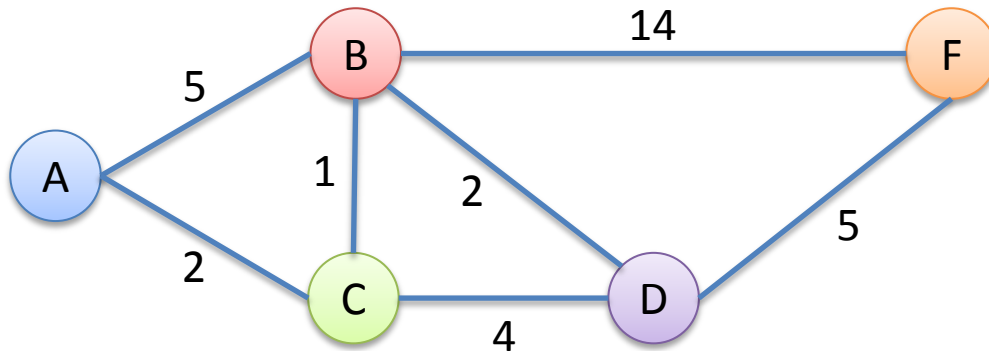
Router C

Via→ ↓ To	A	B	D
A	2	6	
B	7	1	
D		3	4
F		15	

Router D

Via→ ↓ To	B	C	F
A	7	6	
B	2	5	
C	3	4	
F	16		5

# Distance Vector – Round 1



D will send to neighbors (B, C, F):  
I can get to B in 2, C in 4, and F in 5.

Router F

Via→ ↓ To	B	D
A	19	
B	14	7
C	15	9
D	16	5

Router A

Via→ ↓ To	B	C
B	5	3
C	6	2
D	7	6
F	19	

Router B

Via→ ↓ To	A	C	D	F
A	5	3		
C	7	1	6	
D		5	2	
F			7	14

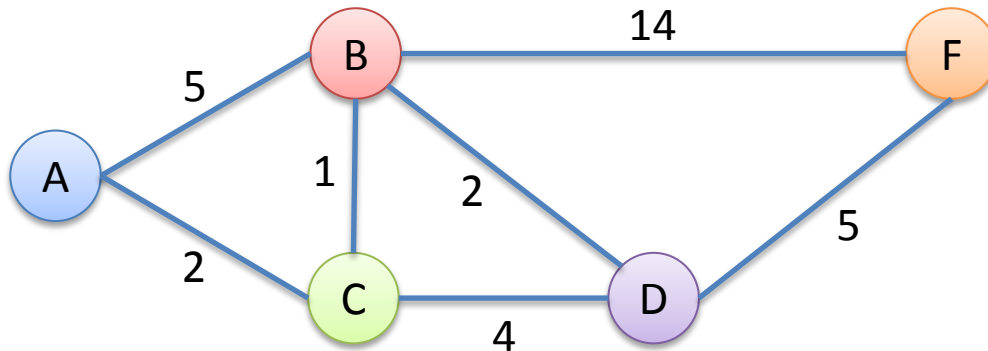
Router C

Via→ ↓ To	A	B	D
A	2	6	
B	7	1	6
D		3	4
F		15	9

Router D

Via→ ↓ To	B	C	F
A	7	6	
B	2	5	
C	3	4	
F	16		5

# Distance Vector – Round 1



F will send to neighbors (B, D):  
I can get to B in 14, D in 5.

Router F

Via→ ↓ To	B	D
A	19	
B	14	7
C	15	9
D	16	5

Router A

Via→ ↓ To	B	C
B	5	3
C	6	2
D	7	6
F	19	

Router B

Via→ ↓ To	A	C	D	F
A	5	3		
C	7	1	6	
D		5	2	19
F			7	14

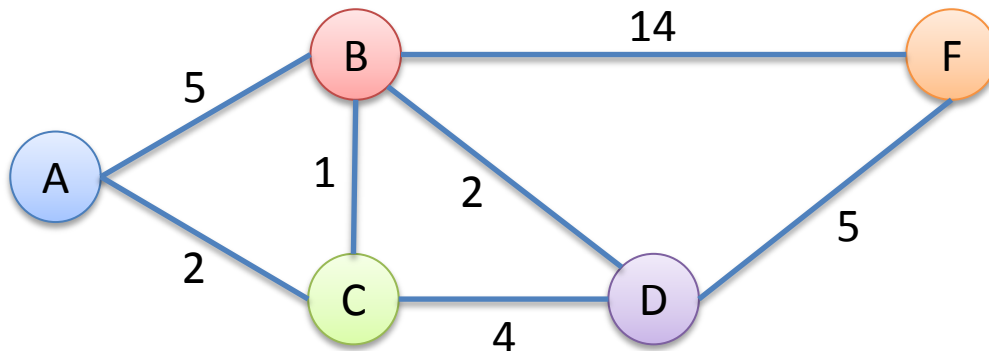
Router C

Via→ ↓ To	A	B	D
A	2	6	
B	7	1	6
D		3	4
F		15	9

Router D

Via→ ↓ To	B	C	F
A	7	6	
B	2	5	19
C	3	4	
F	16		5

# At the end of round 1, how many routers need to update their forwarding tables?



A - 1, B - 2, C - 3, D - 4, E - 5

Router F

Via→ ↓ To	B	D
A	19	
B	14	7
C	15	9
D	16	5

Router A

Via→ ↓ To	B	C
B	5	3
C	6	2
D	7	6
F	19	

Router B

Via→ ↓ To	A	C	D	F
A	5	3		
C	7	1	6	
D		5	2	19
F			7	14

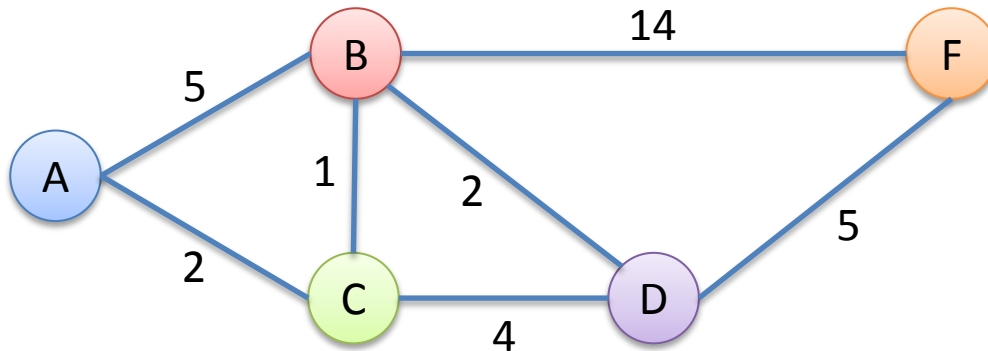
Router C

Via→ ↓ To	A	B	D
A	2	6	
B	7	1	6
D		3	4
F		15	9

Router D

Via→ ↓ To	B	C	F
A	7	6	
B	2	5	19
C	3	4	
F	16		5

# Distance Vector – Round 2



Router F

Via→ ↓ To	B	D
A	19	
B	14	7
C	15	9
D	16	5

Each router advertises the best cost it has to each destination.  
Nothing new to learn from A or F, so we'll skip their announcements.

Router A

Via→ ↓ To	B	C
B	5	3
C	6	2
D	7	6
F	19	

Router B

Via→ ↓ To	A	C	D	F
A	5	3		
C	7	1	6	
D		5	2	19
F			7	14

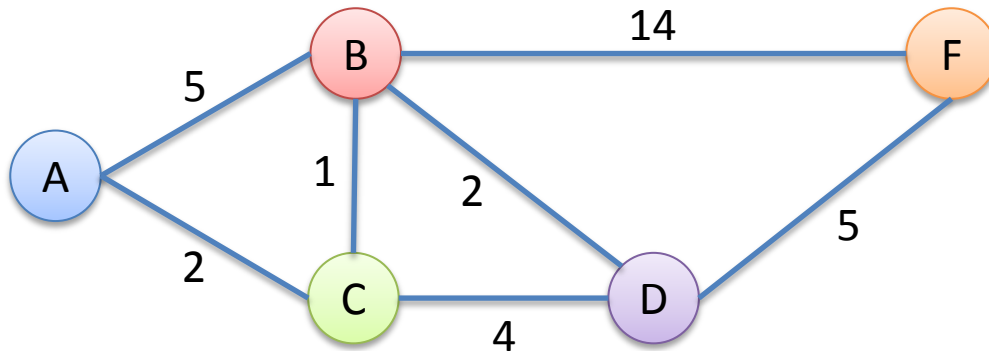
Router C

Via→ ↓ To	A	B	D
A	2	6	
B	7	1	6
D		3	4
F		15	9

Router D

Via→ ↓ To	B	C	F
A	7	6	
B	2	5	19
C	3	4	
F	16		5

# Distance Vector – Round 2



B will send to neighbors (A, C, D, F):  
 I can get to A in 3, C in 1, D in 2, and F in 7.

Router F

Via→ ↓ To	B	D
A	17	
B	14	7
C	15	9
D	16	5

Router A

Via→ ↓ To	B	C
B	5	3
C	6	2
D	7	6
F	12	

Router B

Via→ ↓ To	A	C	D	F
A	5	3		
C	7	1	6	
D		5	2	19
F			7	14

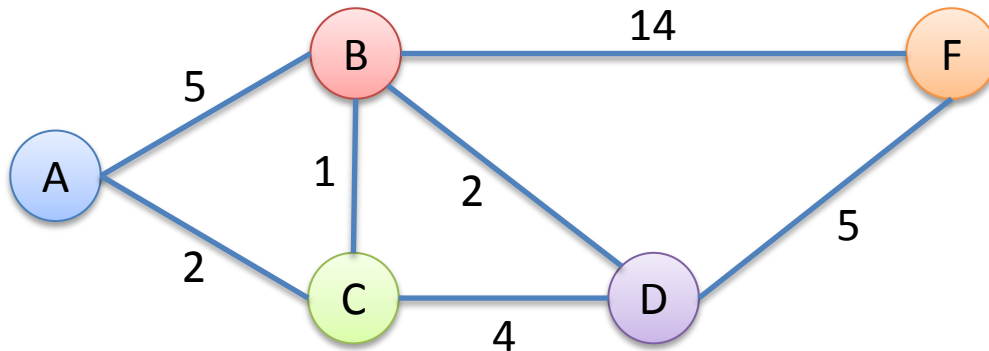
Router C

Via→ ↓ To	A	B	D
A	2	4?	
B	7	1	6
D		3	4
F		8	9

Router D

Via→ ↓ To	B	C	F
A	5	6	
B	2	5	19
C	3	4	
F	9?		5

# Distance Vector – Round 2



C will send to neighbors (A, B, D):  
 I can get to A in 2, B in 1, D in 3, and F in 9.

Router F

Via→ ↓ To	B	D
A	17	
B	14	7
C	15	9
D	16	5

Router A

Via→ ↓ To	B	C
B	5	3
C	6	2
D	7	5
F	12	11

Router B

Via→ ↓ To	A	C	D	F
A	5	3		
C	7	1	6	
D		4?	2	19
F		10	7	14

Router C

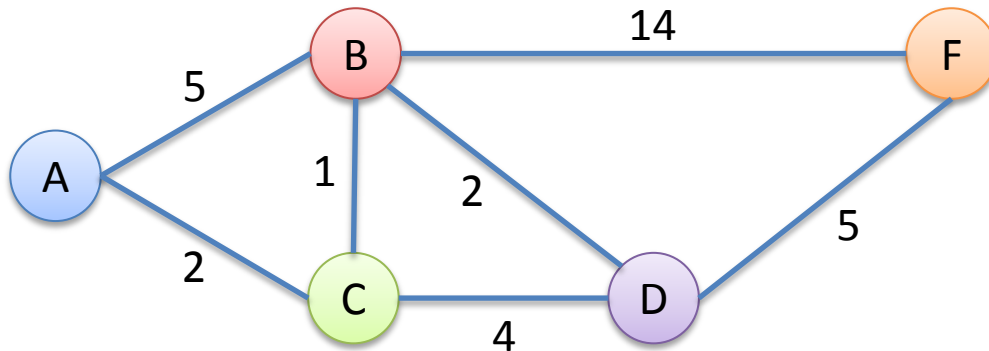
Via→ ↓ To	A	B	D
A	2	4?	
B	7	1	6
D		3	4
F		8	9

Router D

Via→ ↓ To	B	C	F
A	5	6	
B	2	5	19
C	3	4	
F	9?	13?	5



# Distance Vector – Round 2



This process repeats for a while...

Router F

Via→ ↓ To	B	D
A	17	
B	14	7
C	15	9
D	16	5

Router A

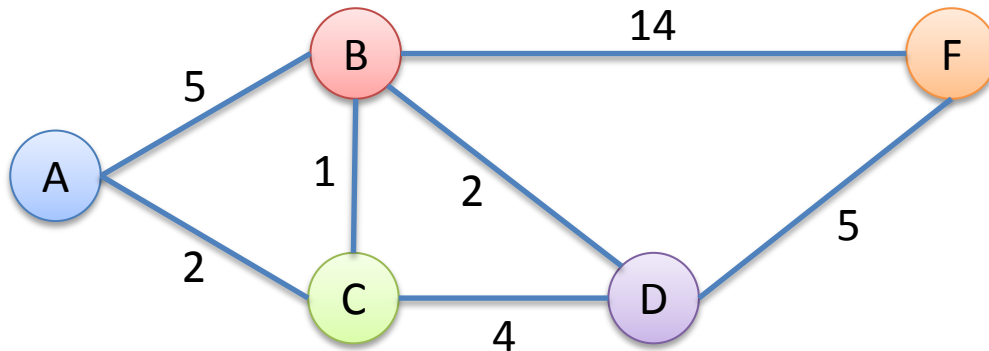
Router B

Router C

Router D

Via→ ↓ To	B	C	Via→ ↓ To	A	C	D	F	Via→ ↓ To	A	B	D	Via→ ↓ To	B	C	F
B	5	3	A	5	3			A	2	4?		A	5	6	
C	6	2	C	7	1	6		B	7	1	6	B	2	5	19
D	7	5	D		4?	2	19	D		3	4	C	3	4	
F	12	11	F		10	7	14	F		8	9	F	9?	13?	5

# Distance Vector – Convergence



Eventually, we reach a converged state.

Router F

Via→ ↓ To	B	D
A	17	10
B	14	7
C	15	8
D	16	5

Router A

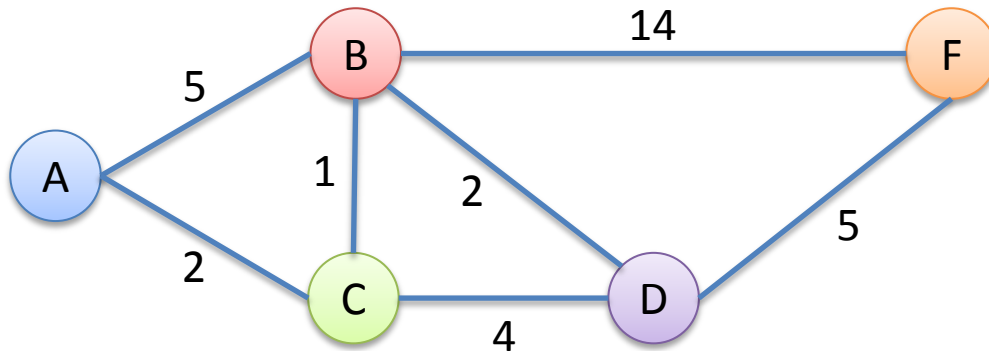
Router B

Router C

Router D

Via→ ↓ To	B	C	Via→ ↓ To	A	C	D	F	Via→ ↓ To	A	B	D	Via→ ↓ To	B	C	F
B	5	3	A	5	3	7	24	A	2	4	9	A	5	6	15
C	6	2	C	7	1	4	22	B	7	1	6	B	2	5	12
D	7	5	D	10	4	2	19	D	7	3	4	C	3	4	13
F	12	10	F	15	9	7	14	F	12	8	9	F	9	12	5

# Distance Vector – Convergence



Final forwarding tables:

Router F

Via→ ↓ To	B	D
A	17	10
B	14	7
C	15	8
D	16	5

Router A

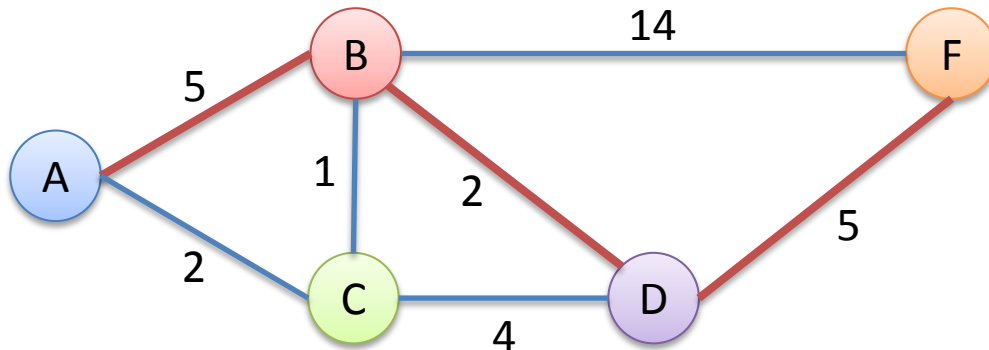
Router B

Router C

Router D

Via→ ↓ To	B	C	Via→ ↓ To	A	C	D	F	Via→ ↓ To	A	B	D	Via→ ↓ To	B	C	F
B	5	3	A	5	3	7	24	A	2	4	9	A	5	6	15
C	6	2	C	7	1	4	22	B	7	1	6	B	2	5	12
D	7	5	D	10	4	2	19	D	7	3	4	C	3	4	13
F	12	10	F	15	9	7	14	F	12	8	9	F	9	12	5

# Of the links in red below, for how many would a failure cause a loop?



A - 0, B - 1, C - 2, D - 3

Consider the failures independently (not all at the same time).

Router F

Via→ ↓ To	B	D
A	17	10
B	14	7
C	15	8
D	16	5

Router A

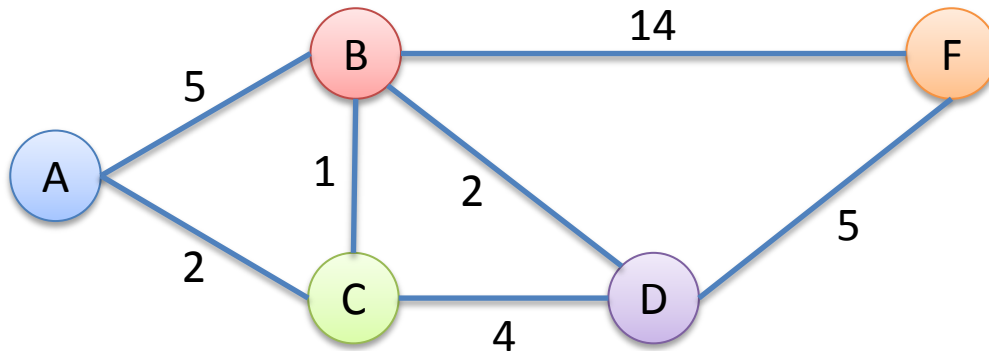
Router B

Router C

Router D

Via→ ↓ To	B	C	Via→ ↓ To	A	C	D	F	Via→ ↓ To	A	B	D	Via→ ↓ To	B	C	F
B	5	3	A	5	3	7	24	A	2	4	9	A	5	6	15
C	6	2	C	7	1	4	22	B	7	1	6	B	2	5	12
D	7	5	D	10	4	2	19	D	7	3	4	C	3	4	13
F	12	10	F	15	9	7	14	F	12	8	9	F	9	12	5

# Rewind: Distance Vector – Round 2



B will send to neighbors (A, C, D, F):  
 I can get to A in 3, C in 1, D in 2, and F in 7.

Router F

Via→ ↓ To	B	D
A	17	
B	14	7
C	15	9
D	16	5

Router A

Via→ ↓ To	B	C
B	5	3
C	6	2
D	7	6
F	12	

Router B

Via→ ↓ To	A	C	D	F
A	5	3		
C	7	1	6	
D		5	2	19
F			7	14

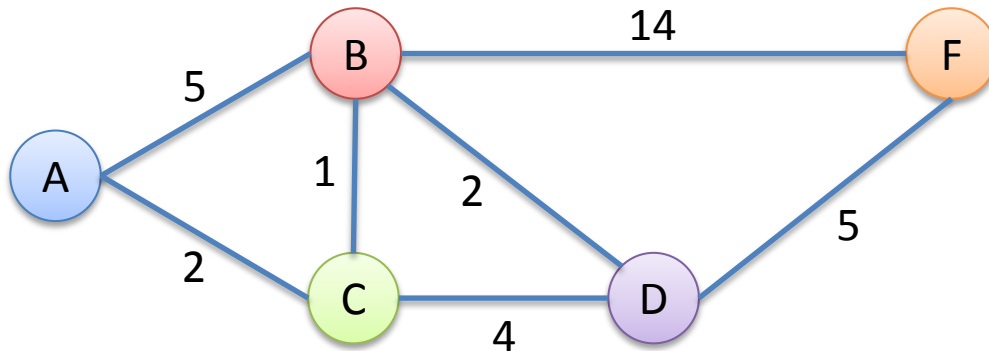
Router C

Via→ ↓ To	A	B	D
A	2	4?	
B	7	1	6
D		3	4
F		8	9

Router D

Via→ ↓ To	B	C	F
A	5	6	
B	2	5	19
C	3	4	
F	9?		5

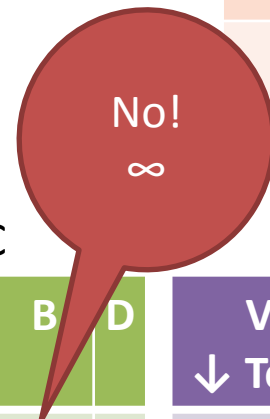
# Rewind: Distance Vector – Round 2



**Poisoned reverse:** Don't advertise a lower value to a neighbor if you go through that neighbor to get there!

Router F

Via→ ↓ To	B	D
A	17	
B	14	7
C	15	9
D	16	5



Router A

Via→ ↓ To	B	C
B	5	3
C	6	2
D	7	6
F	12	

Router B

Via→ ↓ To	A	C	D	F
A	5	3		
C	7	1	6	
D		5	2	19
F			7	14

Router C

Via→ ↓ To	A	B	D
A	2	4?	
B	7	1	6
D		3	4
F		8	9

Router D

Via→ ↓ To	B	C	F
A	5	6	
B	2	5	19
C	3	4	
F	9?		5

# Loop-prevention

- Route poisoning helps prevent loops, but doesn't guarantee loop free.
- Other mechanisms help too
- There will always be a window of vulnerability

# Summary

## Link State

- + Fast convergence (reacts to events quickly)
- + Small window of inconsistency
- Large number of messages sent on events
- Large routing tables as network size grows

## Distance Vector

- + Distributed (small tables)
- + No flooding (fewer messages)
- Slower convergence
- Larger window of inconsistency



# Real Protocols

## Link State

- Open Shortest Path First (OSPF)
- Intermediate system to intermediate system (IS-IS)

## Distance Vector

- Routing Information Protocol (RIP)
- Interior Gateway Routing Protocol (IGRP – Cisco)
- Border Gateway Protocol (BGP) (sort of)